



# Social Narrative: Visiting the Museum

Soon, we will go to the museum. This story is about how to visit the museum.

cincinnati  art museum



We know we are at the museum when we see three signs and the big red swing.  
We can stop and play on the swing if my adult agrees.

cincinnati  art museum



**We will see the big Pinocchio Statue  
That's when we know that we are near the front door.**

**cincinnati  art museum**



**We will use the main entrance today.  
We will park the car near the Pinocchio statue.  
We will get out and walk toward the entrance.**

**cincinnati  art museum**



If we are at the main entrance, we will walk up the steps.  
Then we will go through the big doors.  
Now we are inside the museum.

**cincinnati  art museum**



When we walk in, we will meet a gallery attendant at the desk.  
They are nice so it's ok for us to say hi.  
If we have questions, we can ask them.




The gallery attendant near any entrance checks handbags.  
They check backpacks too.  
This helps to keep everyone safe.



If our bag is too big, we will put it in the coat room.  
we can also put my coat in this room.  
The coat room is protected by the security guard at the front.  
All our belongings will stay safe in the coat room.

**cincinnati**  **art museum**






We will go to the front desk, where Visitor Services staff will greet us.  
They are nice, so it's ok to say hi.  
If we need help, we can ask them questions.

cincinnati  art museum



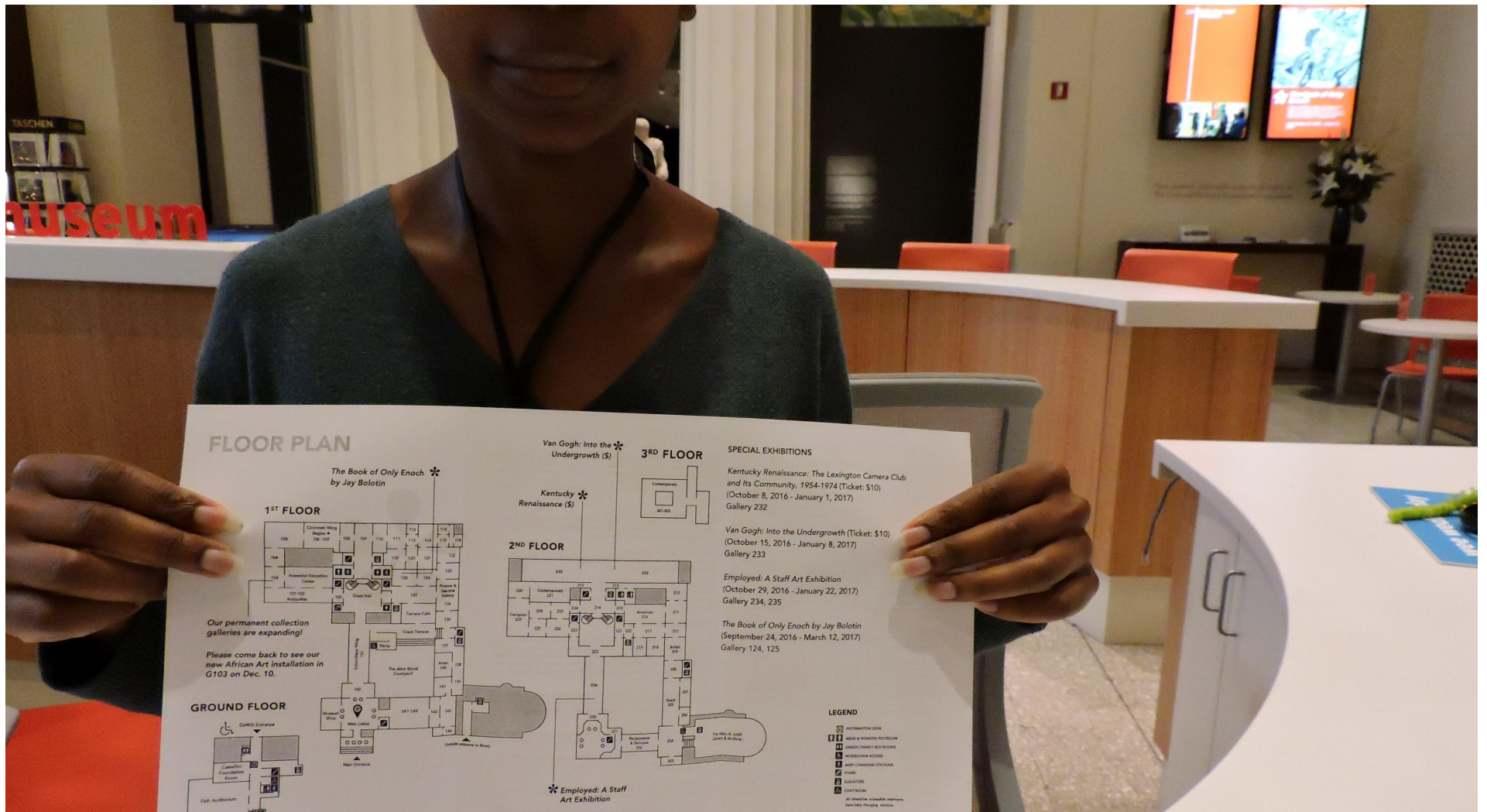
If we need a ticket to a special exhibition, we can buy it here.  
We can ask the Visitor Services staff to help us with that.

cincinnati  art museum



The Visitor Services staff will give us a map.  
The map will give us important information about the museum.

cincinnati  art museum



The map can tell us where things are.  
We can find the bathrooms on the map.  
We can also find wheelchair accessibility on the map.  
I can find my way by looking at the map closely.



The map will tell us the rules of the museum.

The most important rule is to keep our hands at our sides while in the galleries.

We will not touch the artwork, cases or walls.

This will help keep the art safe.

cincinnati  art museum



**We will stay with our group the whole time we are in the galleries.  
This will help us from getting lost in the galleries.**



We will walk slowly through the galleries.  
We will not run in the galleries.  
This will keep us from running into artwork.



We will speak softly in the galleries.  
This will help everyone at the museum enjoy their visit.

cincinnati  art museum





If we need wheelchair access, we can park near the Dewitt Entrance.  
We will follow the signs to this entrance.

cincinnati  art museum



If we use the Dewitt Entrance, we will use the ramp.  
This will take us to the doors.  
Now we are inside the museum.



When we walk in to the Dewitt Entrance, we will meet a gallery attendant.  
They are nice so it's ok for us to say hi.  
If we have questions, we can ask them.



This elevator is near the Dewitt Desk.

We can take the elevator to see the galleries.

This elevator goes to the ground floor, the first floor and second floor.



In the galleries we will see gallery attendants.  
They may ask us not to touch the artwork.  
That is ok, it's their job to make sure the artwork stays safe.  
If we need help, we can ask them questions.

**cincinnati  art museum**



We may take the big staircase.

We can find it in the Great Hall on the first floor.

This will take us to see the artwork on the second floor.

cincinnati  art museum



The bathrooms are on the first floor near the Great Hall.  
We can find the family restroom here.  
This restroom is also wheelchair accessible.



**We can use the large elevator to go to different floors.  
On the first floor this elevator is near the Terrace Café.  
We can go to the first, second and third floor on this elevator.**





Sometimes the museum is busy.  
We may enter a gallery where there are a lot of people.  
If it's too many people for us, we can step into another gallery.



If we feel we need a break we can go to a quiet gallery and sit. Gallery 116 is a quiet place where we can go.



If we would like to sit and be comfortable, we can find Gallery 126.  
Here we can relax.

We can also look through books about artwork here.

**cincinnati**  **art museum**



We may need sensory headphones or a fidget toy to play with in the galleries.  
We can borrow them from the Rosenthal Education Center.  
We will return these to the Rosenthal Education Center before we leave.



If we are on the first floor, we may see artwork made in Asia.  
In these galleries we can find Buddha sculptures, masks and ceramic vases.



If we are on the first floor, we may see the Ancient Galleries.  
In these galleries we will find some of the oldest artwork in the museum.



If we are hungry, we can eat in the Terrace Café.  
We can enjoy food with our family here.  
It is on the first floor.



If the weather is nice, we can go outside to the Bimel Courtyard.  
Here we can see outdoor sculptures.  
We can find it on the first floor.





We can go to the gift shop if we want to buy something.  
It is on the first floor near the front desk.  
Here we can buy something to remember our visit.



If we would like to make artwork we can go to the Rosenthal Education Center. Here we can make something to take home. We can also play with the activities and the ipads. It is on the first floor.



If we are on the first floor, we may find the Cincinnati Wing galleries. In these galleries, we will find artwork made here in Cincinnati.



If we are on the second floor, we may find the American Galleries. Here we will see lots of artwork about Native Americans and Nature.



If we go on the second floor, we may find European paintings.  
In these galleries we will see lots of colors.  
We will also see lots of paintings of people and nature.



If we go to the third floor, we will see contemporary artwork. In these galleries we will find artwork made of different materials.