


NORTHERN LIGHTS

A PROJECT ABOUT THE NORTHERN LIGHTS & ARCTIC ENVIRONMENT

Inspired by the books: *Daddy Honk Honk* and *Every Color*

GRADES: Pre K - 2nd



A finished Arctic environment, featuring the northern lights and a little arctic creature

OBJECTIVES/OUTCOMES

- Students will learn about the northern lights and why they occur.
- Students will incorporate different materials, such as construction paper, cotton balls, and crayons, to create a mixed media artwork.
- Students will learn about the different types of arctic animals, such as polar bears, arctic foxes, snow rabbits and walruses.

DESCRIPTION OF ACTIVITY/CONCEPT

Students will be creating a mixed media work of art that depicts the northern lights in the Arctic environment. They will use construction paper, crayons, and cotton balls to create a tactile landscape. The class will learn about this cold environment and why the northern lights occur there.

MATERIALS

Black construction paper, white construction paper, Crayola Construction Paper Crayons, cotton balls, glue (students can use glue sticks or glue bottles, or the teacher can use a glue gun on the low temperature setting).

VOCABULARY

Northern Lights/Aurora Borealis – colorful lights in the sky caused by particles of gas on Earth colliding with particles from the sun

Arctic – the very cold region surrounding the North Pole

Mixed Media – the use of various materials or artmaking techniques in a work of art

PROCEDURE


1. Freehand cut semicircular hills out of white construction paper.

2. Students color the top half of a piece of black construction paper with Construction Paper Crayons.
3. Students glue the hill to the bottom half of the black piece of construction paper.
4. Students glue cotton balls to the piece of paper to create snow, clouds, polar bears, snowmen, etc.

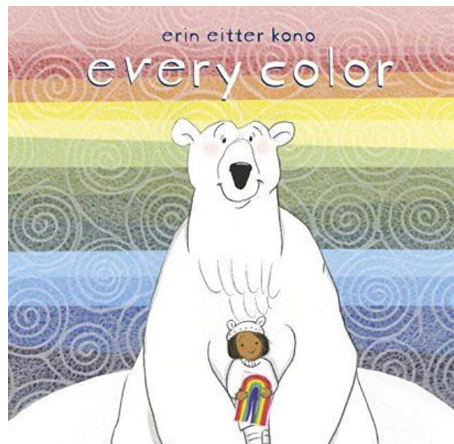


RELATED RESOURCES/ADDITIONAL ACTIVITIES

Use these books to guide the lesson and add more meaning to the students' artmaking.



Daddy Honk Honk
Rosalinde Bonnet



Every Color
Erin Eitter Kono

Sing this song to the tune of "Twinkle, Twinkle Little Star." Use the American Sign Language sign for "light" to add motions to the song.

Glowing glowing northern lights
How you shine so very bright
Waving over our land so high
Dancing brightly in the sky
Glowing glowing Northern lights
How you shine so very bright

