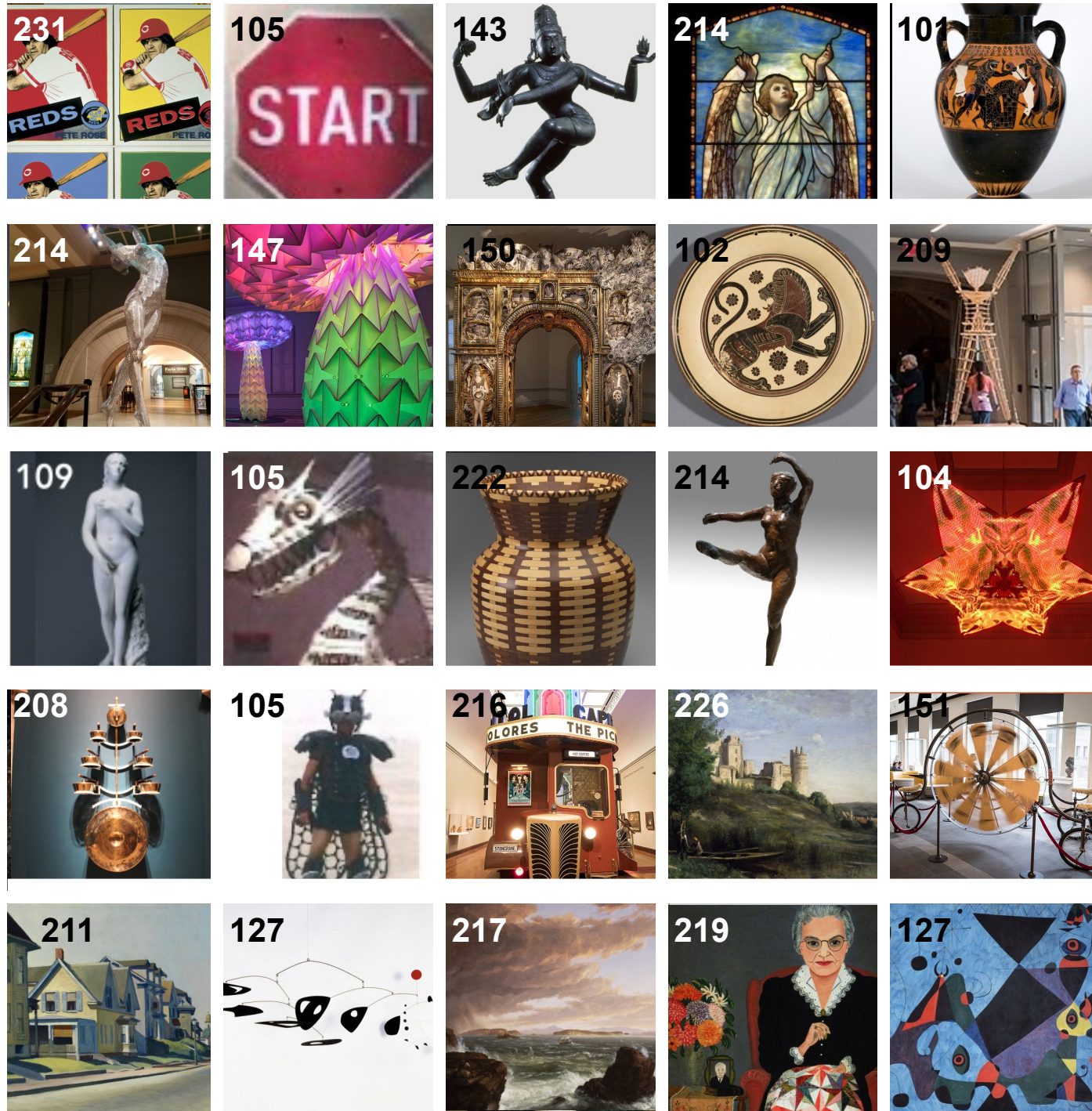


## Bingo Artwork

How many bingo artworks can you find? Can you find a 5 artworks across? Or 5 up and down? What about a diagonal line? Circle what you find and show it to the front desk at the end of your visit to win a prize.









# Autism Family Exploration

May 25, 2019






**Welcome** to Autism Family Exploration. This morning we will play games and use our senses to explore artworks around the museum. Here is a map with hands on learning centers. You can visit one or all of our sensory learning centers. If you need a space where everything can be touched, find our Rosenthal Education Center. If you need a quiet space, go to Gallery 116. Today we have special guests from Macy's who will be making a special art activity in the Great Hall!

The whole museum is open and free this morning. At 11:00 a.m., it opens to the general public.

## We will remember...

-  To keep our hands at our sides. We will not touch the artwork, the walls or the cases.
-  To stay with our group.
-  Not to eat, drink or chew gum in the galleries.
-  To let the security guard look through our bag. They may ask us to put it in the coat room.
-  To only use pencils and paper in the galleries.
-  To use a soft tone of voice. We will not shout in the galleries.

## We might find...

-  That security guards may ask us not to touch the art, but that's ok.
-  To buy a ticket at the front desk if we want to see a special exhibition.
-  If we need a fidget toy or sensory headphones, we can pick them up in the Rosenthal Education Center. We will return them when we are finished.
-  To walk slowly in the museum. We will not run in the galleries.
-  To not take photographs when we see this sign.

Autism Family Exploration made possible with the generous support of



### Additional funding provided by:

- The Alpaugh Family Trust
- Charles H. Dater Foundation
- William A. and Martha H. Hillenbrand Foundation
- The Patricia Kisker Foundation
- The Patricia A. Vance Foundation Endowment for Education and Community Outreach
- A Friend of the Art Museum



Look for this sign to help you find our multi-level learning centers.



**Learning Center: Gallery 105**

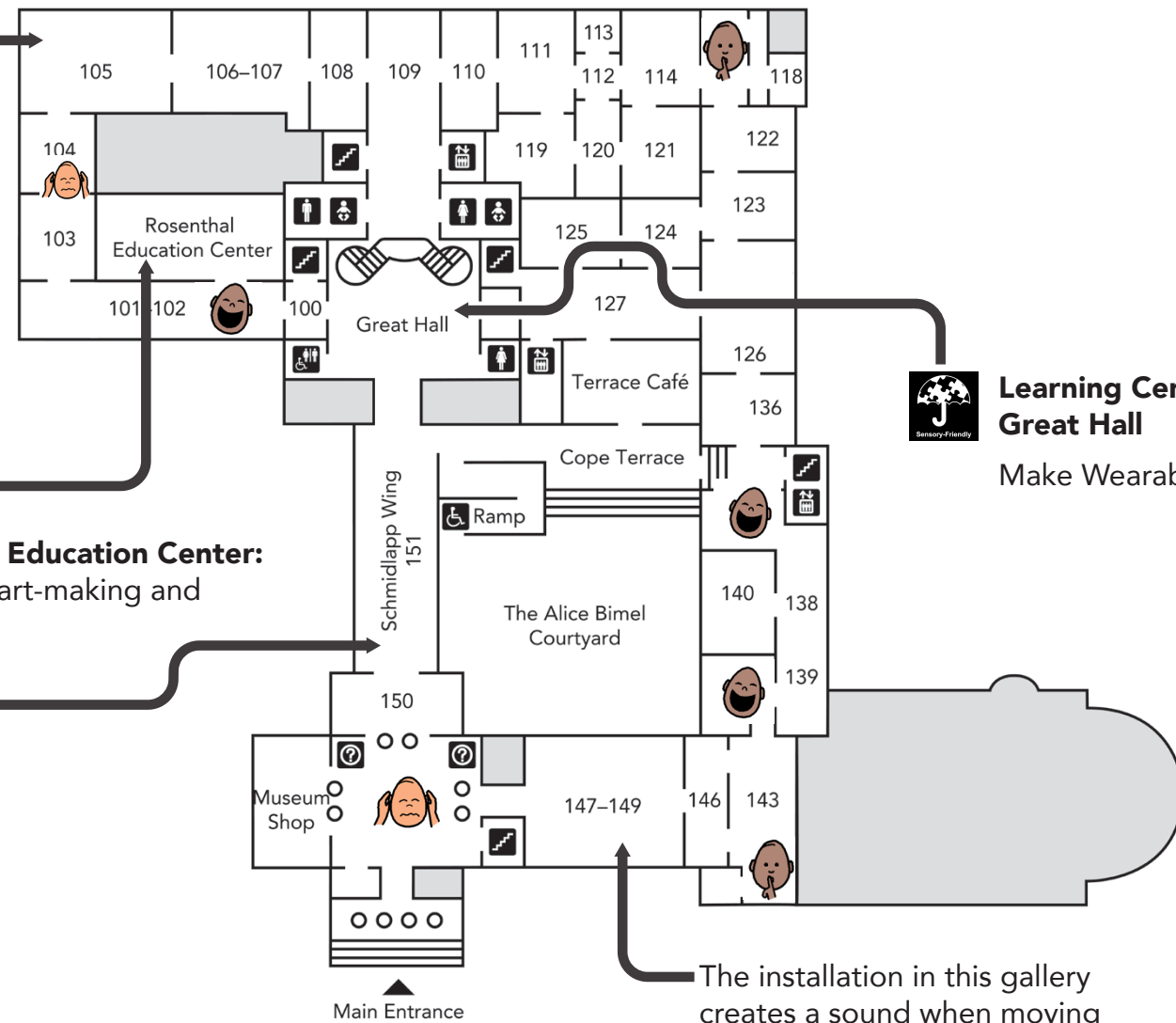
Look and Listen to Art \*The artwork in the next gallery contains music.

What do you think?

Dress up!

How does it Feel?

**1<sup>ST</sup> FLOOR**



**Rosenthal Education Center:**  
Hands-on art-making and activities



**Learning Center: Great Hall**

Make Wearable Art

The installation in this gallery creates a sound when moving that may be upsetting to some visitors.



**Learning Center: Gallery 151**

Visual Scavenger Hunt

Build a Man!

Strike a Pose

Spin the Wheel



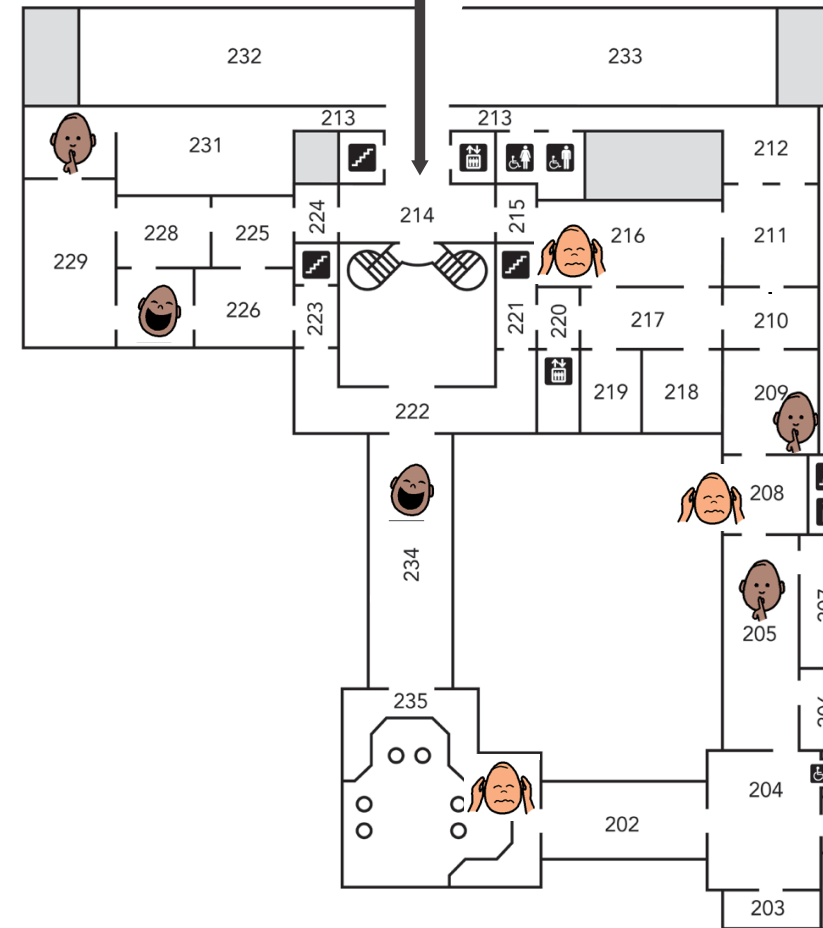
**Learning Center: Gallery 214**

Sort the Colors

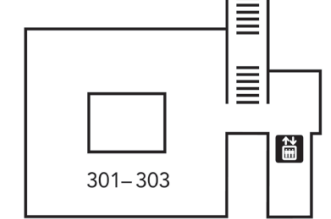
Mix Colors with Light

Make your own Gallery

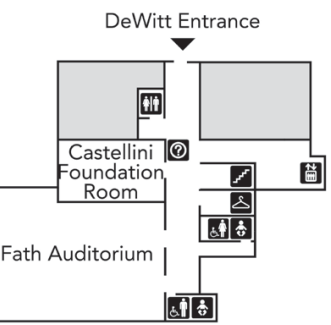
**2<sup>ND</sup> FLOOR**



**3<sup>RD</sup> FLOOR**



**GROUND FLOOR**



Hands on activities



Quiet spaces



Wheelchair access



Noisy spaces

We want to get to know your family. Please help make our programs better by filling out our surveys in the Rosenthal Education Center or at the Front Desk.